

Township of Verona – Curb, Sidewalk & Pavement Installation

§ 125-30

Permit required for removal, repair and construction.

It shall be unlawful for any person to remove or cause to be removed, repair or cause to be repaired, or construct or cause to be constructed, any sidewalk, driveway entrance or curb or part thereof in the borough unless a permit therefor shall first be duly obtained from and signed by the Borough Engineer.

§ 125-33

Landowners responsible for repairs.

In accordance with the notice procedure provided in this Article, any sidewalk or curb on any public street which is out of line or grade, or broken or out of repair, or is otherwise in need of reconstruction or repair, shall be relaid to line or grade or the broken portions thereof shall be repaired or reconstructed by the owner of the land in front of which any such improvement, reconstruction or repair is to be made.

Important Notice Regarding Final Approval

The inspections listed below must be successfully completed in the order shown to fulfill your permit application requirements.

*NOTE: APPLICANT MUST CALL TO SCHEDULE ALL INSPECTIONS.

1. All forms and expansion joints shall be inspected prior to pouring concrete sidewalks and curbs. Road openings shall be inspected for proper asphalt repair dimensions, neat and square edges, and properly compacted subgrade of a suitable material prior to the placement of any asphalt.
2. Final inspection of concrete sidewalks and curbs shall occur after all forms are completely removed and all restoration work is complete. Proper finish and color per permit are required. Final inspection of road openings shall occur after final paving is complete, any special repair conditions are met, and all surrounding areas have been restored and are free of debris and loose material.

NOTE: Please allow ample time for inspections by DPW/Engineering Dept. between the hours of 7:00 am and 3:00 pm Monday thru Friday, holidays excepted.

Driveway Widening

Residential – 16 foot wide maximum. (8 foot minimum)

Commercial – 24 foot wide maximum.

(Driveways/face of curb must be a minimum of 1 foot off of the property line.)

Driveway Apron Widening

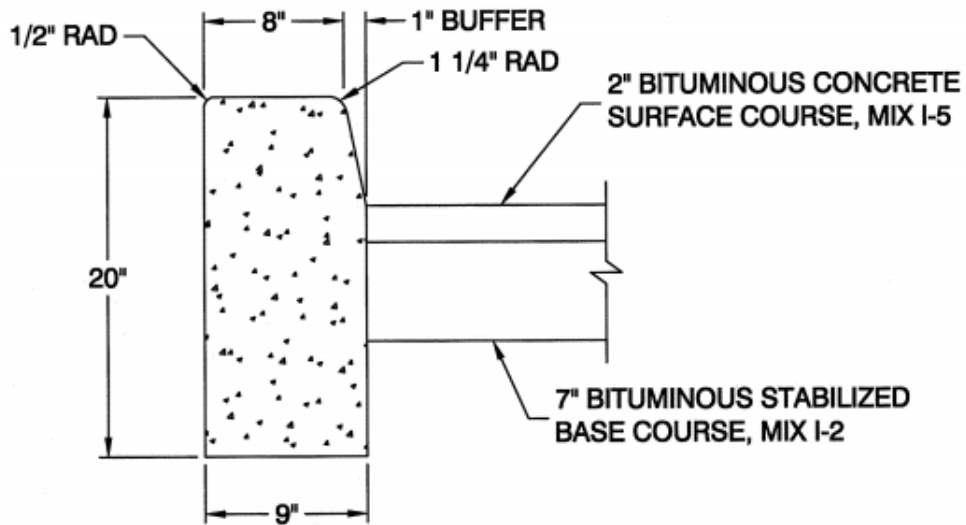
Residential – 14 foot for a single driveway ; 16 foot for a double driveway upon request and approval by engineer.

Concrete Sidewalk Specifications

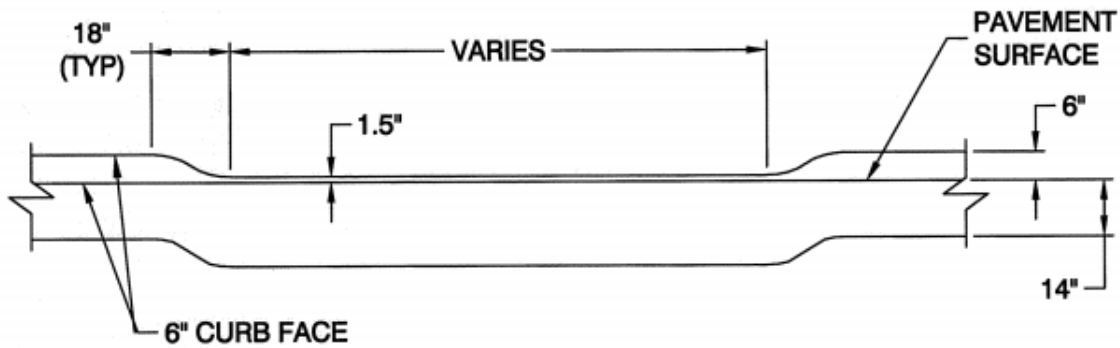
All excavations for walks must be inspected and approved BEFORE concrete is placed. Please phone (973) 239-8146 Engineering Division for inspection.

- Standard sidewalks shall be four feet (4 ft) wide, four inches (4 in) deep, with a slope towards the curb of one-quarter inch (1/4 in) for each foot (1 ft) of width, or as modified to suit a special condition by the Township Engineer or his representative, excepting in driveway areas where said sidewalk shall be six inches (6 in) in thickness and reinforced with 6 X 6 X 6/6 welded wire mesh.
- The subgrade shall be firm and unyielding. Any soft spots or spongy material shall be removed and replaced with sand, stone, gravel or any other suitable material thoroughly compacted. Where fill is needed, approved fill material only shall be used and compacted in layers not to exceed six inches (6 in) in thickness. Where rock is encountered, it shall be removed or leveled to the elevation of the subgrade, unless otherwise specified by the Engineer.
- Metal or wood forms may be used and shall be properly set to the line and grade as shown on plans, or as directed by the Engineer. Forms shall be cleaned of all mortar and dirt and oiled each time before used so that concrete will not be disturbed when forms are withdrawn.
- Except where otherwise specifically provided, a sidewalk shall consist of one layer, composed of 4500# air-entrained concrete, in accordance with the current edition of the New Jersey Department of Transportation Standard Specifications.
- Expansion joints shall be provided with a quarter inch (1/4 in) permolded black mastic strip, the full depth and width of the slab, being placed at intervals not to exceed twelve feet (12ft) along the length of the walk. Surface grooves shall be cut at right angles to the line of the sidewalk at intervals equal to its width (4ft or 5ft). When full width walks are to be installed said expansion strips shall also be placed against the curb and between the old and new construction wherever the walk abuts existing structures.
- All materials used in the construction of concrete sidewalks, shall conform with said N.J.D.O.T. Standard Specifications.
- Cement shall be kept dry and aggregates shall be stored at site of work in such a manner as to prevent deterioration or intrusion of foreign matter.
- The concrete shall be proportioned of one (1) part cement, 1.75 parts sand and 3.5 parts ¾ inch crushed trap rock or clean gravel.
- Only the best grade of Standard Portland Cement shall be used, except when the use of high early strength cement is specified or authorized by the Engineer.
- A good grade of clean, sharp sand, free of clay or loam is required.
- Trap rock as specified shall be free of dirt or rock dust and broken to a size to pass through a one inch (1 in) ring on its greatest diameter.
- Water added to the mixture shall not exceed five and one-half (5 ½) gallons for each ninety-four (94lb) pound bag of cement.
- Mixing of concrete on any street pavement is prohibited.
- Ready mixed concrete of the specified consistency may be purchased from a reputable dealer, or prepared on the job in a mixer or other watertight receptacle.
- Consistency: The concrete mixture shall contain the least amount of water possible for proper workability. In general, its consistency shall be such that the mortar clings to the coarse aggregate; that the mixture, when dropped, will flatten but not spread; that there is no appearance of free water; that the mixture in a chute will slide and not flow into place; that the slump is from 3 inches to 4 inches, and that the concrete when set will show a cement film, but is free from laitance.
- After all materials are in the mixer, the concrete shall be mixed for at least two (2) minutes and shall be discharged completely before the mixer is recharged.

- Concrete shall be deposited as nearly as practical in its final position, to avoid segregation due to rehandling or flowing. No concrete that has partially hardened or been contaminated by foreign material shall be used.
- When concreting is started it shall be carried on as a continuous operation to the next joint.
- After being placed, the concrete shall be tamped or vibrated, screeded and finished to the true grade and surface.
- Before initial set, the top surface shall be finished with a wood float to a neat, and workmanlike surface. All exposed edges shall be neatly rounded with proper edging tools, followed by a brushing with a soft haired brush.
- Unless otherwise specified by the Township Engineer or his representative, the top of the walk shall be coated with a Colorless Curing Compound, such as Ritecure, Curecrete, or approved equal, and applied uniformly by means of an approved spray distributor at the rate of not less than one (1) gallon to thirty (30) square yards of surface. The material shall be so applied that the entire concrete surface is completely coated and sealed with one (1) application. The application shall be made immediately after the concrete has been deposited and finished. Tar paper or salt hay may be used in place of curing compound with the permission of the Township Engineer.
- **No concrete sidewalks shall be laid in temperatures lower than 38 degrees unless written permission is granted by the Township Engineer.**
- Proper precautions shall be taken to protect the sidewalk laid against adverse weather conditions, such as tar paper or tarpaulin.



TYP 9" x 20" CURB DETAIL

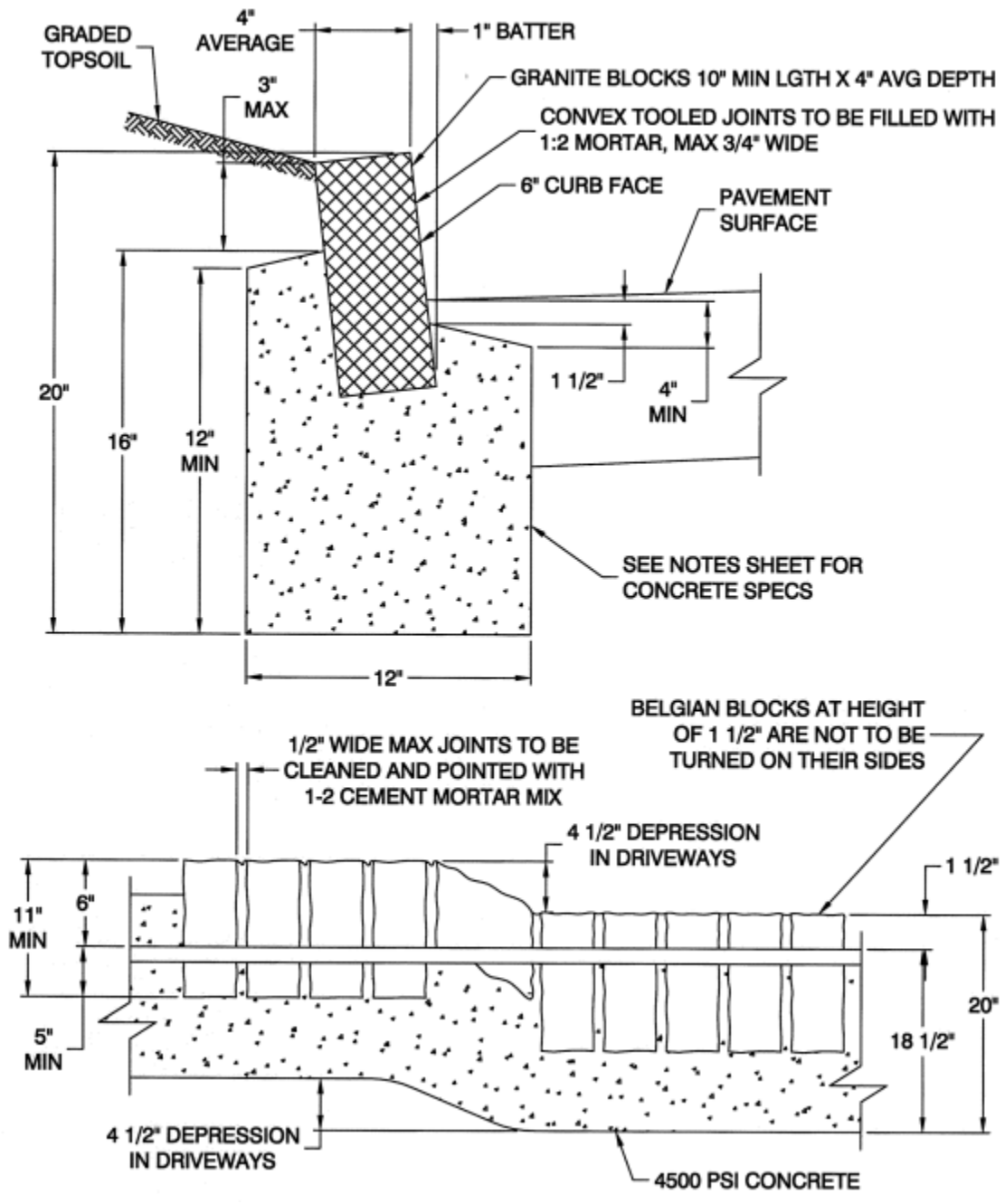


DEPRESSED CURB AT DRIVE APRON

Notes:

- Expansion joints in concrete curb shall be provided at approximately equal distances of not more than 10 feet between joints and shall be filled with preformed expansion joint filler, 1/2" thick and flush with top and face.
- Curbs shall be installed on 6" thick dense graded aggregate bedding.

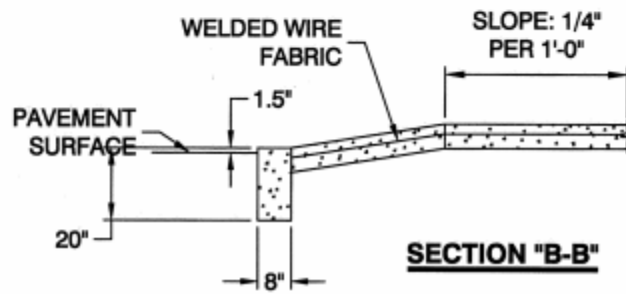
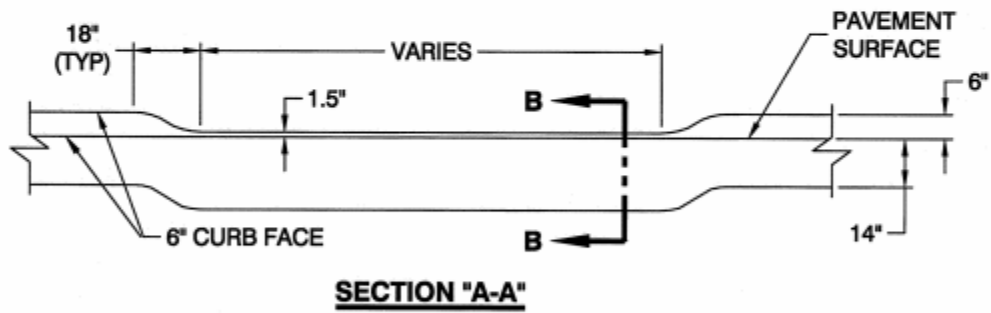
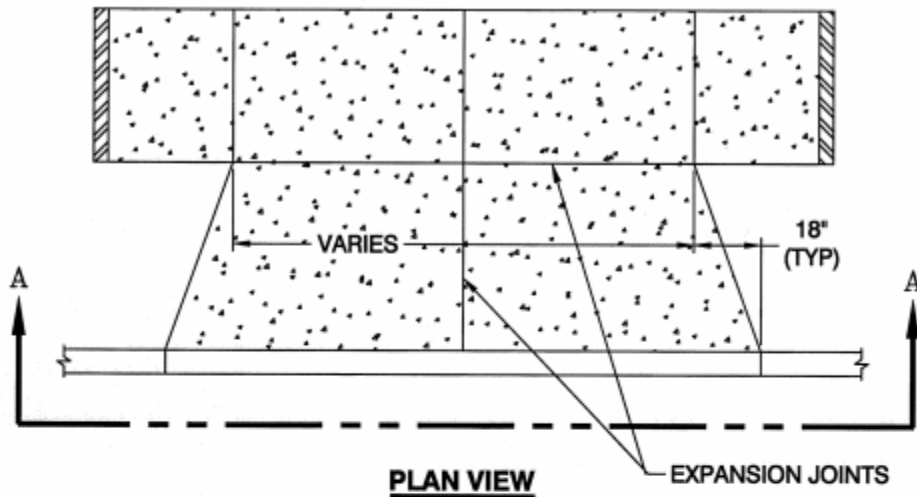
Concrete Curb Detail



Notes:

- Granite block curb to have convex tooled joints filled with 1:2 mortar, max. 3/4" wide

Granite Block Curb Detail



Concrete Apron Detail